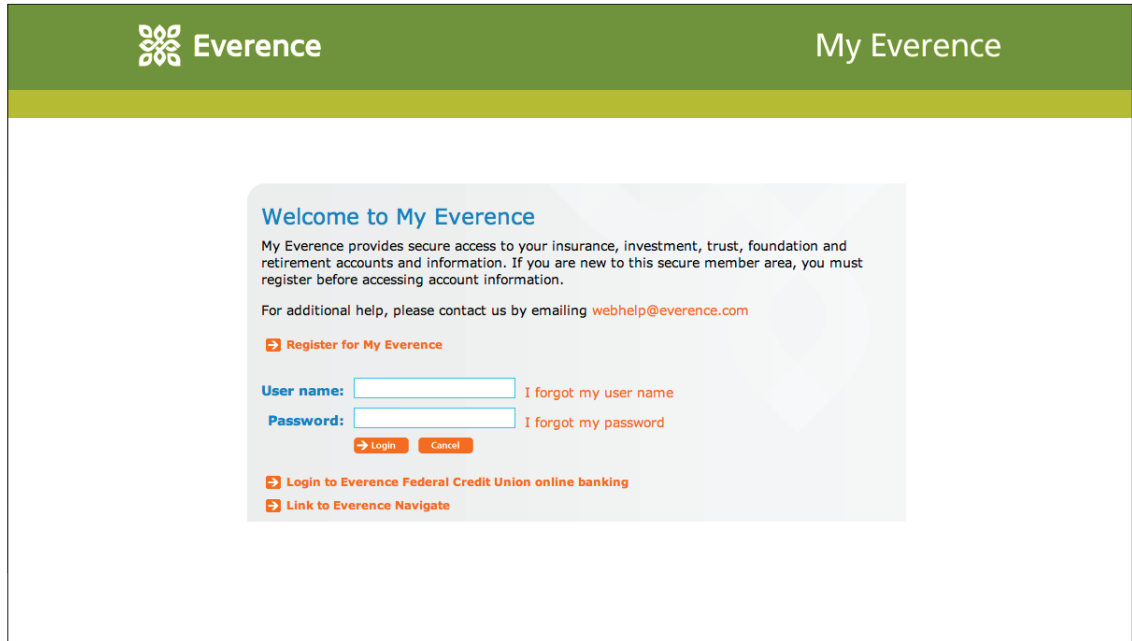


How to access your health claims

Find your Explanation of Benefits statements online

Take the following steps to get easy access to your health claims online:

- Visit myeverence.com. Register for access to “My Everence” if you haven’t already.



Everence My Everence

Welcome to My Everence

My Everence provides secure access to your insurance, investment, trust, foundation and retirement accounts and information. If you are new to this secure member area, you must register before accessing account information.

For additional help, please contact us by emailing webhelp@everence.com

[Register for My Everence](#)

User name: [I forgot my user name](#)

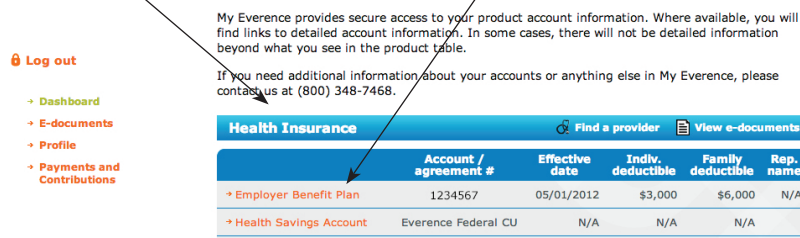
Password: [I forgot my password](#)

[Login](#) [Cancel](#)

[Login to Everence Federal Credit Union online banking](#)

[Link to Everence Navigate](#)

- If you’re already registered, enter your user name and password. Then click on the login button.
- You will be directed to the “My Everence” section, where you scroll down to the section titled “Health Insurance.” Click on first plan, “Employer Benefit Plan” (could also be alternative title), and you will be directed to your Health Service Center account page.



My Everence provides secure access to your product account information. Where available, you will find links to detailed account information. In some cases, there will not be detailed information beyond what you see in the product table.

If you need additional information about your accounts or anything else in My Everence, please contact us at (800) 348-7468.

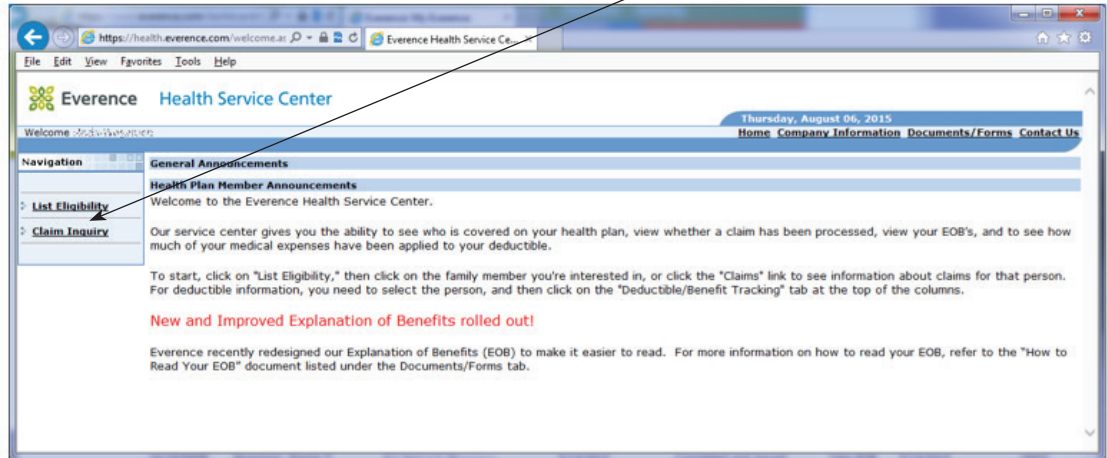
Log out

- Dashboard
- E-documents
- Profile
- Payments and Contributions

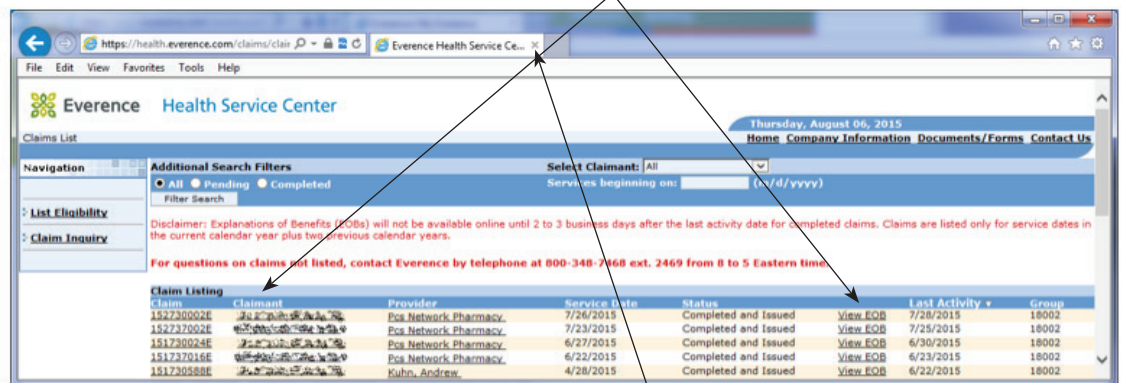
Health Insurance [Find a provider](#) [View e-documents](#)

	Account / agreement #	Effective date	Indiv. deductible	Family deductible	Rep. name
→ Employer Benefit Plan	1234567	05/01/2012	\$3,000	\$6,000	N/A
→ Health Savings Account	Everence Federal CU	N/A	N/A	N/A	N/A

- On the left side of the Health Service Center page, click on "Claim Inquiry." This button directs you to the claims listing for everyone covered under your policy.



- The medical expense claims are listed on Explanation of Benefits statements (EOBs). To look at an EOB for a specific claim, click on "View EOB." After you are done, exit the EOB window by clicking on the "X" in the top right corner.
- You can sort claims by family members by clicking on "Claimant." You can also sort claims by clicking on other column titles in the chart.



- To exit the Everence Health Service Center, click on the "X" to close the window and return to My Everence.

Need help?

If you have technical difficulties with My Everence, contact: WebHelp@everence.com or (800) 222-5054 ext. 3300.

Keep your My Everence log-in information handy!*

My user name _____

My password _____

*Keep this information in a secure location.